

# Epub free Siemens acuson sequoia 512 manual mavori (PDF)

the acuson sequoia is an advanced diagnostic tool that integrates cutting edge technology and ai powered applications to streamline diagnostic processes this system is designed to cater to patient specific needs ensuring accuracy and efficiency in various clinical settings such as radiology ob gyn shared service and beyond consider the ultra premium acuson sequoiatm 512 ultrasound system it is based on the four cornerstones of unparalleled system performance coherent imaging technologies innovative transducer technologies dimaqtm integrated ultrasound workstation and advanced imaging technologies siemens acuson sequoia c512 user manual pdf medwrench home all categories imaging ultrasound ultrasound systems siemens acuson sequoia c512 siemens acuson sequoia 512 ultrasound system call for price call 1 845 274 2204 for price the acuson sequoia has unparalleled imaging performance greater image content enhanced detail superior contrast resolution penetration and excellent color doppler sensitivity all with an easy to use console with comfortable ergonomics the acuson sequoia is designed for the best in class image quality and boasts advanced hardware and components for greater depth and resolution acuson sequoia ultrasound system see more know more do more experts agree that a conventional one size fits all approach to patient care falls short of addressing the challenges of the acuson sequoia powers an acquisition rate equivalent to 40 mins of 4k streaming video per second this enables fast integration of even the most data intensive applications see how the new acuson sequoia delivers more image clarity and penetration than conventional ultrasound systems siemens sequoia 512 a worthy upgrade buy the siemens acuson sequoia 512 here medcorp llc com product si siemens sequoia 512 is an enhanced version of sequoia 256 despite

the old age and the old style crt monitor the acuson sequoia 512 provides leading performance in ob gyn and cardiovascular modalities it s capable of performing color angio scans ecgs and other cardiac assessments it has fantastic clarifying vascular enhancement technology and efficient workflow scan more patients with the new acuson sequoia ultrasound system featuring bioacoustic imaging technology that generates clear and accurate ultrasound images for a variety of patients taking ultrasound to new heights acuson sequoia 512 patient specific imaging programmable waveform coherent pulse formation generator hanafy lens transducer coherent image formation native patient specific imaging technology the sequoia system represents the most advanced technology in ultrasound imaging features color doppler energy cde color doppler pulsed wave doppler m mode b color transmit compounding spatial compounding plus clarify vascular enhancement technology sst color doppler cd imaging technology cadence contrast pulse sequencing technology cps high resolution color flow pulsed wave doppler spectral pw and cw doppler use the acuson sequoia ultrasound transducer guide below for reference and when you find the ultrasound probe you need contact us by filling out a form here or call 866 513 8322 to find an unmatched price for the acuson sequoia ultrasound machine siemens acuson sequoia 512 features gray scale 2 d m mode sst color doppler solo spectral doppler 3 d surface rendering native tissue harmonic imaging auto doppler m mode pw doppler color doppler color power doppler in stock siemens acuson sequoia 512 ultrasound machine get a quote this model is no longer manufactured by siemens contact us today for a comparable or refurbished machine nine out of 10 hospitals in the united states utilize siemens technology and national ultrasound is proud to offer their products percutaneous rfa was guided and monitored by real time us using acuson sequoia 512 siemens medical solutions mountain view ca usa equipped with a 4 v1 vector transducer frequency range 1 0 4 0 mhz or aplio 500 toshiba medical systems tokyo japan equipped with a pvt 375 bt convex transducer frequency range 1 9 6 0 mhz 01 color flash suppression technology uses smart algorithms to automatically reduce flash artifact experienced from motion for improved color sensitivity and performance adaptive color

frequency control with no user interaction color frequency changes based on roi depth higher frequency for shallow depth and lower frequency for deeper depth 512 ultrasound system 8c4 transducer 8 4 sequoiatm c512 applications small adult and pediatric abdominal ob gyn abdominal vascular fetal heart features user selectable wideband multihertztm multiple frequency imaging color m mode for fetal echo studies nativetm tissue harmonic imaging wide view phased array 6c2 transducer features system overview the siemens acuson sequoia 512 and c512 remain a highly popular cardiac and shared service ultrasound machine with high end performance and a mid range price applications cardiac vascular ob gyn general imaging msk urology small parts imaging modes b mode m mode b color color doppler power doppler pw doppler cw doppler 20223060424 diagnostic ultrasound system 20223060424 siemens medical solutions usa inc acuson sequoia acuson sequoia 512 diagnostic us was purchased from siemens an in situ apoptos was purchased from takara bio inc all animal experiments were carried out in accordance with the guidelines for the care and use of laboratory animals as stated by the university of tokyo

## ***acuson sequoia ultrasound system siemens healthineers usa***

May 03 2024

the acuson sequoia is an advanced diagnostic tool that integrates cutting edge technology and ai powered applications to streamline diagnostic processes this system is designed to cater to patient specific needs ensuring accuracy and efficiency in various clinical settings such as radiology ob gyn shared service and beyond

## **acuson sequoia 512 ultrasound system davis medical electronics**

Apr 02 2024

consider the ultra premium acuson sequoiatm 512 ultrasound system it is based on the four cornerstones of unparalleled system performance coherent imaging technologies innovative transducer technologies dimaqtm integrated ultrasound workstation and advanced imaging technologies

## ***siemens acuson sequoia c512 user manual pdf medwrench***

Mar 01 2024

siemens acuson sequoia c512 user manual pdf medwrench home all categories imaging ultrasound ultrasound systems

siemens acuson sequoia c512

## ***siemens acuson sequoia 512 ultrasound system ame ultrasounds***

Jan 31 2024

siemens acuson sequoia 512 ultrasound system call for price call 1 845 274 2204 for price the acuson sequoia has unparalleled imaging performance greater image content enhanced detail superior contrast resolution penetration and excellent color doppler sensitivity all with an easy to use console with comfortable ergonomics

## ***data sheet acuson sequoia ultrasound system***

Dec 30 2023

the acuson sequoia is designed for the best in class image quality and boasts advanced hardware and components for greater depth and resolution acuson sequoia ultrasound system see more know more do more experts agree that a conventional one size fits all approach to patient care falls short of addressing the challenges of

## **acuson sequoia ultrasound system siemens healthineers usa**

Nov 28 2023

the acuson sequoia powers an acquisition rate equivalent to 40 mins of 4k streaming video per second this enables fast integration of even the most data intensive applications see how the new acuson sequoia delivers more image clarity and penetration than conventional ultrasound systems

## siemens sequoia 512 video review youtube

Oct 28 2023

siemens sequoia 512 a worthy upgrade buy the siemens acuson sequoia 512 here [medcorpllc.com](http://medcorpllc.com) product siemens sequoia 512 is an enhanced version of sequoia 256

## acuson sequoia 512 crt strata imaging

Sep 26 2023

despite the old age and the old style crt monitor the acuson sequoia 512 provides leading performance in ob gyn and cardiovascular modalities it s capable of performing color angio scans ecgs and other cardiac assessments it has fantastic clarifying vascular enhancement technology and efficient workflow

## acuson sequoia ultrasound system siemens healthineers canada

Aug 26 2023

scan more patients with the new acuson sequoia ultrasound system featuring bioacoustic imaging technology that generates clear and accurate ultrasound images for a variety of patients taking ultrasound to new heights

### ***acuson sequoia 512 ultrasound system the ultimate in imaging***

Jul 25 2023

acuson sequoia 512 patient specific imaging programmable waveform coherent pulse formation generator hanafy lens transducer coherent image formation native patient specific imaging technology the sequoia system represents the most advanced technology in ultrasound imaging

### ***acuson sequoia 512 gi redstone healthcare***

Jun 23 2023

features color doppler energy cde color doppler pulsed wave doppler m mode b color transmit compounding spatial compounding plus clarify vascular enhancement technology sst color doppler cd imaging technology cadence contrast

pulse sequencing technology cps high resolution color flow pulsed wave doppler spectral pw and cw doppler

## **acuson sequoia transducer guide probio medical**

May 23 2023

use the acuson sequoia ultrasound transducer guide below for reference and when you find the ultrasound probe you need contact us by filling out a form [here](#) or call 866 513 8322 to find an unmatched price for the acuson sequoia ultrasound machine

## **siemens acuson sequoia 512 ultrasound flat screen**

Apr 21 2023

siemens acuson sequoia 512 features gray scale 2 d m mode sst color doppler solo spectral doppler 3 d surface rendering native tissue harmonic imaging auto doppler m mode pw doppler color doppler color power doppler in stock

## **siemens acuson sequoia 512 ultrasound machines for sale**

Mar 21 2023

siemens acuson sequoia 512 ultrasound machine get a quote this model is no longer manufactured by siemens contact



us today for a comparable or refurbished machine nine out of 10 hospitals in the united states utilize siemens technology and national ultrasound is proud to offer their products

## **percutaneous radiofrequency ablation of adrenal metastases**

Feb 17 2023

percutaneous rfa was guided and monitored by real time us using acuson sequoia 512 siemens medical solutions mountain view ca usa equipped with a 4 v1 vector transducer frequency range 1 0 4 0 mhz or aplio 500 toshiba medical systems tokyo japan equipped with a pvt 375 bt convex transducer frequency range 1 9 6 0 mhz

## **acuson sequoia siemens healthineers usa**

Jan 19 2023

01 color flash suppression technology uses smart algorithms to automatically reduce flash artifact experienced from motion for improved color sensitivity and performance adaptive color frequency control with no user interaction color frequency changes based on roi depth higher frequency for shallow depth and lower frequency for deeper depth

## acuson sequoia 512 ultrasound system acmerevival.com


















Dec 18 2022

512 ultrasound system 8c4 transducer 8 4 sequoiatm c512 applications small adult and pediatric abdominal ob gyn abdominal vascular fetal heart features user selectable wideband multihertztm multiple frequency imaging color m mode for fetal echo studies nativetm tissue harmonic imaging wide view phased array 6c2 transducer features

### ***siemens sequoia lcd pdf slideshare***

Nov 16 2022

system overview the siemens acuson sequoia 512 and c512 remain a highly popular cardiac and shared service ultrasound machine with high end performance and a mid range price applications cardiac vascular ob gyn general imaging msk urology small parts imaging modes b mode m mode b color color doppler power doppler pw doppler cw doppler

**acuson sequoia**                 

Oct 16 2022

diagnostic ultrasound system 20223060424  
medical solutions usa inc 270906 48400 acuson sequoia

## enhanced antitumor activity of combined lipid bubble

Sep 14 2022

acuson sequoia 512 diagnostic us was purchased from siemens an in situ apoptosis detection kit was purchased from takara bio inc all animal experiments were carried out in accordance with the guidelines for the care and use of laboratory animals as stated by the university of tokyo

- [pearson interactive science teacher edition \(Download Only\)](#)
- [human genome study guide answers \(2023\)](#)
- [punchline algebra b answer key marcy mathworks factoring polynomials \(Read Only\)](#)
- [norton machine design 5th edition .pdf](#)
- [the batman look and find publications international \(Download Only\)](#)
- [sharepoint user guide 2010 \(PDF\)](#)
- [the firm story of mckinsey and its secret influence on american business duff mcdonald \(Read Only\)](#)
- [business june exam question paper 2013 \(PDF\)](#)
- [fish in a tree lynda mullaly hunt theecoore \(Download Only\)](#)
- [diary of a wimpy noob back to school noobs diary 15 Full PDF](#)
- [suzuki dr 125 sm service manual Copy](#)
- [cultivating the mind of love Full PDF](#)
- [stripped the complete runaway series .pdf](#)
- [sample manuscript in apa format 5th ed suny oswego \(PDF\)](#)
- [writing korean for beginners alive korean language series \(Read Only\)](#)
- [enthalpy calorimetry name chem worksheet 16 4 \(Read Only\)](#)
- [lecture notes urology \(Download Only\)](#)
- [abes honest words the life of abraham lincoln big words \[PDF\]](#)
- [ppt teori gelombang cahaya powerpoint presentation Copy](#)
- [downloads annette larkins recipes \(Download Only\)](#)
- [amore Copy](#)

- [hyundai engine diagram \(PDF\)](#)
- [accounting general journal practice problems \(2023\)](#)
- [ft essential guide to developing a business strategy how to use strategic planning to start up or grow your business the ft guides .pdf](#)
- [mycom 6 cylinder reciprocating compressor 125 hp mfg Full PDF](#)
- [the black stallion adventures box set \[PDF\]](#)